

SECTION 5

HERITAGE PRODUCTS



HERITAGE PRODUCTS

Types of Queenslanders

Post Tops - LOSP Araucaria

Finials - LOSP Araucaria

Feature Panels - LOSP Araucaria

Frieze Slats - LOSP Araucaria

Verandah Brackets

Shelf Brackets

Frieze Spindles

Heritage Archways

Timber and Metal Window Hoods

Roof Embellishments

Decorative Barge Boards

Breezeways and Fanlites

Gable Fretworks

Ceiling Roses

Internal Handrails

Internal Balusters



Developed as a response to the local climate and built with local materials and corrugated iron. The buildings were designed to accentuate space, light and a connection to the landscape.

WHAT MAKES THE TYPICAL QUEENSLANDER HOME?

- Light timber frame with exposed studs on two or more walls
- Weather or Chamfer board exterior walls
- Single skin VJ tongue and groove boards for internal walls
- Solid timber French light doors and double hung windows
- Verandahs with decorative timber and/or cast iron
- Timber or iron window hoods and/or external blinds
- Lattice infill's to verandahs, quite often set with large day beds
- Mostly highset on round timber stumps with batten infill
- Steeply pitched roof design clad with corrugated iron
- Timber fencing

BUILDING MATERIALS

Characteristically the dominant building materials for Queenslanders are timber and iron.

TIMBER

The affordability of the locally sourced timber was important in developing the dominance of timber dwellings in Queensland. Sawmilling was established in the 1850's making timber readily available. The downside of using timber is that it is a poor insulator.

IRON

Used predominantly as roofing, iron was more durable in tropical storms than tiles and the material could be transported long distances. Iron is a good conductor of heat, using iron as a roofing material in the Queensland climate intensified heating and cooling problems in the home.

FORM

The typical Queenslanders will usually have two standout features when considering the buildings form, the homes are raised on stumps and have a verandah.

STUMPS

Untreated Timber is susceptible to termite attack, raising the building off the ground on stumps made it easy to visually assess for termite activity. The stumps were fitted with metal caps in an effort to keep the termites out of the main house structure. By placing the house on stumps the covered space under the house provided for additional living area out of the weather.

VERANDAH

In the hot Queensland climate the addition of a verandah provided for living areas that were cooler than the warmer internal rooms. Post war it was common for the verandah to be enclosed as additional rooms.

SETTING AND CLIMATE

Queenslanders were often built to face the street, not in the direction of the prevailing breezes. In an attempt to cool the dwelling, doors and windows were left open allowing insects and other pests into the house, in an attempt to ameliorate this problem vegetation was cleared from the surrounding land.

THE INTERIOR

There are four fundamentals to be accounted for when considering the interior of a Queenslanders:

- the geographic location - the effect of climate on furniture and interiors;
- the period in which the house was constructed - detailing is often very different from one period to another;
- the scale of the house - large, expensive houses will be detailed differently from smaller, poorer ones; and
- the hierarchy of rooms - front rooms were detailed differently from service rooms.

CONSERVATION

The restoration of private houses in Australia started in the 1970's. It has been noted by many sources that the careful restoration can increase market value of a property.

SOME KEY CONSIDERATIONS FOR RESTORATION ARE:

- Research your house, its style and the history, understand why it was built as it is.
- Always consider the materials that should be used
- Don't neglect detail
- Ask yourself, is this the way it would have been done?
- Don't forget that it is a house that is to be lived in today, and adding mod cons during a restoration is fine, but consider placement carefully.

Types of Queenslanders.



Evolving from crude settlers huts to the eloquent homes of the 1930's and beyond. Timber homes were dominant in Queensland until World War II.



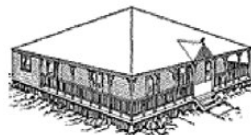
Colonial, Federation and Interwar Rudimentary House (1820s - 1930s)



The Interwar Porch and Gable House (1910s - 1930s)



Colonial, Federation and Interwar Gable / Hip House (1820s - 1930s)



Colonial, Federation and Interwar Bungalow (1870s - 1930s)



Colonial, Federation and Interwar Pyramid / Short-Ridge House (1870s to 1930s)



Federation and Interwar Asymmetrical Bungalow (1900s to 1930s)



Colonial, Federation and Interwar Asymmetrical Pyramid / Hip House (1870s - 1930s)



Postwar Timber and Tin Housing Revival (1940s - 1980s)

Post Tops and Finials - LOSP Araucaria

5.1 Post Tops - LOSP Araucaria

CODE	DESCRIPTION	SIZE
41202	ACORN	75mm
41102	ACORN	100mm
41403	ACORN	125mm
41106	COLONIAL	100mm
41201	ROUND	75mm
41101	ROUND	100mm
41401	ROUND	125mm
41402	ROUND	150mm
41203	WINDSOR	75mm
41103	WINDSOR	100mm
PT2	PT2	90mm



5.2 Finials - LOSP Araucaria

CODE	DESCRIPTION	SIZE
42101	WENTWORTH BALL TOP	68mm x 68mm x 600mm
42102	WENTWORTH BALL TOP	68mm x 68mm x 750mm
42103	WENTWORTH BALL TOP	68mm x 68mm x 900mm
42105	WENTWORTH BALL TOP	68mm x 68mm x 1200mm
42140	WENTWORTH POINTED	68mm x 68mm x 600mm
42141	WENTWORTH POINTED	68mm x 68mm x 750mm
42142	WENTWORTH POINTED	68mm x 68mm x 900mm
42144	WENTWORTH POINTED	68mm x 68mm x 1200mm



5.3 Feature Panels - LOSP Araucaria

SIZE	LENGTH	DESIGN
93 x 19	950mm	SINGLE
93 x 19	950mm	DOUBLE
93 x 19	1150mm	SINGLE
93 x 19	1150mm	DOUBLE
116 x 19	950mm	SINGLE
116 x 19	950mm	DOUBLE
116 x 19	1150mm	SINGLE
116 x 19	1150mm	DOUBLE
163 x 19	950mm	SINGLE
163 x 19	950mm	DOUBLE
163 x 19	1150mm	SINGLE
163 x 19	1150mm	DOUBLE

5.4 Frieze Slats - LOSP Araucaria

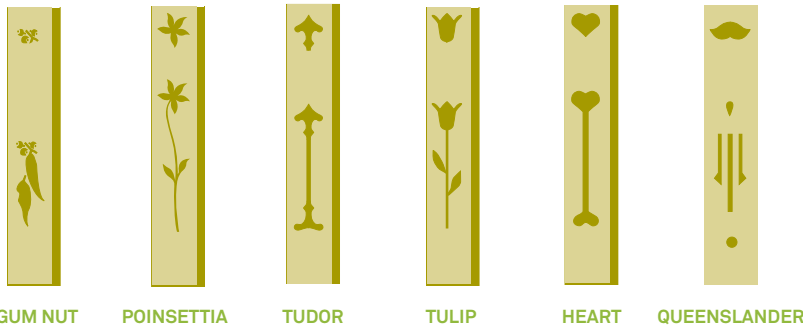
SIZE	LENGTH	DESIGN
93 x 19	300mm	SINGLE

PLEASE NOTE:

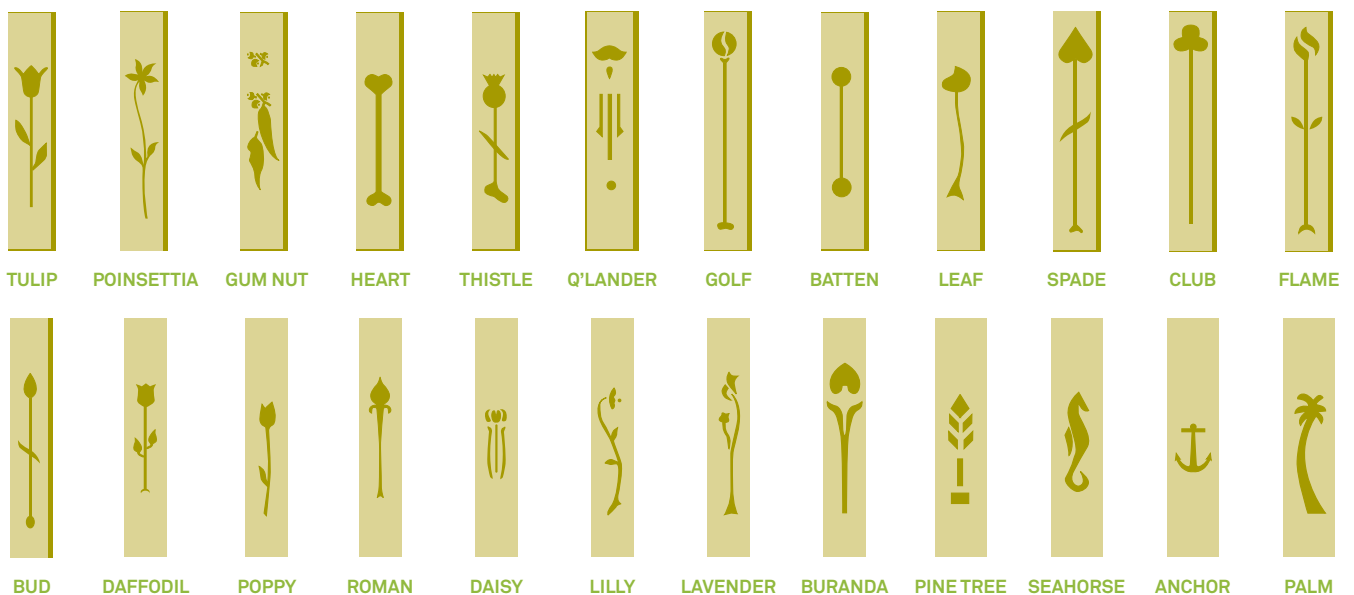
Not all designs kept in stock. Lead times for non-stock items will apply.



Double Feature Panel Designs - For use with midrail handrail designs.



Single Feature Panel Designs



Frieze Panel Designs



Verandah Brackets

5.5 Verandah Brackets

PRODUCT	SIZE (h x w)
VB 201	240 x 428
VB 202	240 x 425
VB 203	190 x 400
VB 204	200 x 400
VB 205	195 x 450
VB 206	250 x 460
VB 207	222 x 395
VB 208	235 x 395
VB 209	220 x 410
VB 210	247 x 430
VB 211	491 x 297
VB 212	390 x 340
VB 213	305 x 310
VB 214	387 x 276
VB 215	440 x 230
VB 216	333 x 293
VB 217	430 x 210
VB 218	430 x 240
VB 219	334 x 263
VB 220	350 x 282
VB 221	280 x 187
VB 222	280 x 260
VB 223	197 x 327
VB 224	400 x 400
VB 225	280 x 380
VB 226	310 x 250
VB 227	280 x 400
VB 228	282 x 282
VB 229	400 x 240
VB 230	300 x 261
VB 231	300 x 500
VB 232	282 x 266
VB 233	285 x 285
VB 234	290 x 290
VB 235	290 x 430
VB 301	350 x 335
VB 302	330 x 330
VB 303	345 x 325
VB 304	350 x 353
VB 305	320 x 320
VB 306	330 x 306
VB 307	275 x 280
VB 308	295 x 320
VB 309	330 x 260
VB 310	320 x 315

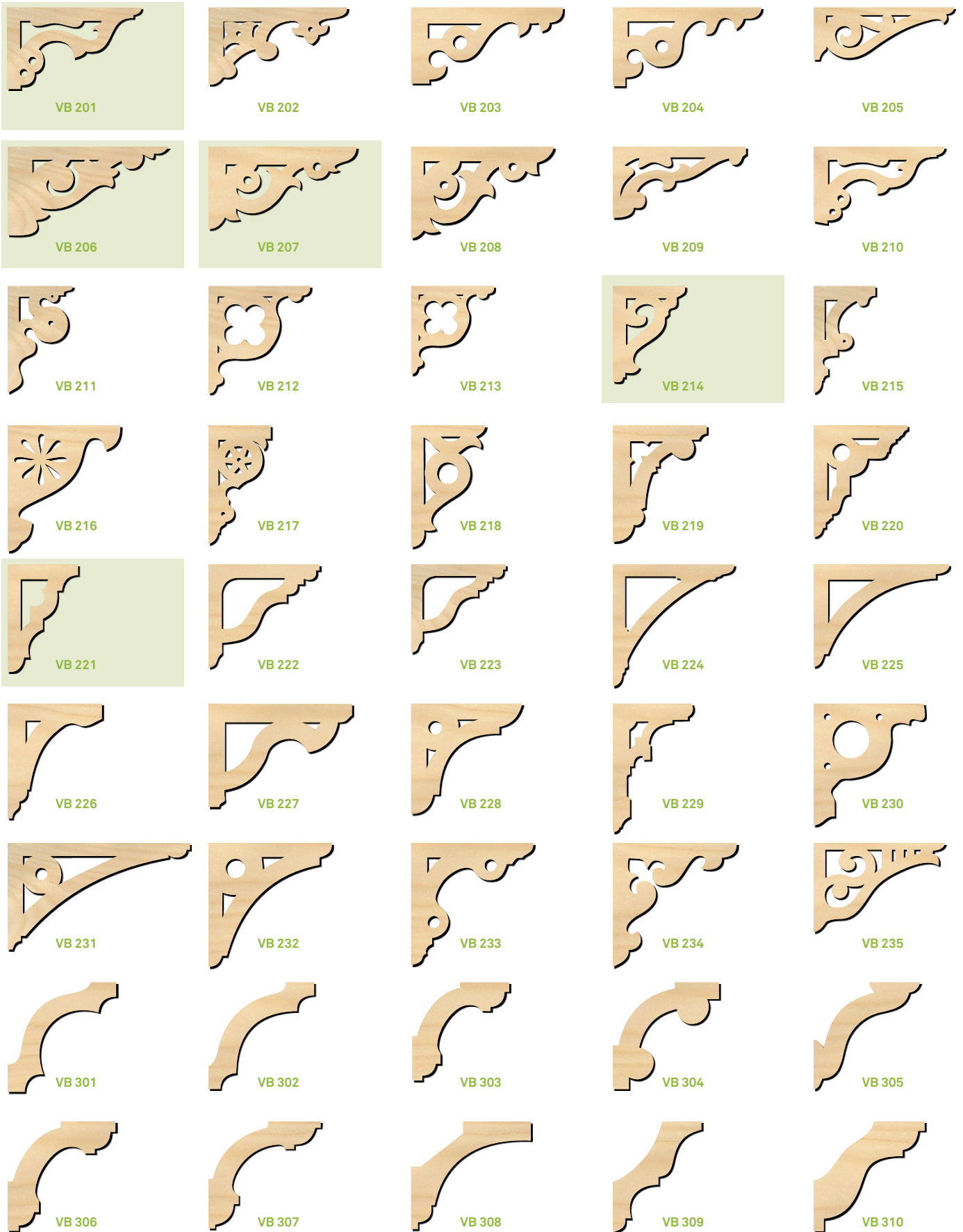
PRODUCT	SIZE (h x w)
VB 311	250 x 270
VB 312	280 x 340
VB 313	260 x 260
VB 314	160 x 250
VB 315	235 x 465
VB 316	330 x 395
VB 317	430 x 370
VB 318	400 x 445
VB 319	255 x 360
VB 320	395 x 240
VB 321	300 x 360
VB 322	250 x 390
VB 323	385 x 225
VB 324	200 x 315
VB 325	340 x 340
VB 326	370 x 534
VB 327	400 x 535
VB 328	239 x 234
VB 329	250 x 210
VB 401	270 x 195
VB 402	336 x 245
VB 403	399 x 295
VB 404	240 x 400
VB 405	320 x 220
VB 406	400 x 400
VB 407	355 x 280
VB 408	420 x 295
VB 409	410 x 250
VB 410	315 x 242
VB 411	299 x 247
VB 412	405 x 354
VB 413	240 x 313
VB 414	295 x 245
VB 415	290 x 390
VB 416	387 x 216
VB 417	300 x 450
VB 501	280 x 350
VB 502	240 x 430
VB 503	380 x 450
VB 504	470 x 500
VB 505	470 x 500
VB 506	450 x 500
VB 507	450 x 500
VB 508	550 x 550
VB 509	550 x 500

PRODUCT	SIZE (h x w)
VB 510	450 x 550
VB 511	290 x 495
VB 512	240 x 428
VB 513	240 x 428
VB 514	450 x 450
VB 515	450 x 300
VB 516	300 x 500
VB 517	285 x 495
VB 518	282 x 495
VB 519	250 x 285
VB 520	320 x 450
VB 521	450 x 290
VB 522	400 x 400
VB 523	290 x 295
VB 524	420 x 400
VB 525	290 x 400
VB 526	330 x 290
VB 527	290 x 450
VB 528	380 x 450
VB 529	321 x 282
VB 530	400 x 400
VB 531	400 x 400
VB 532	400 x 420
VB 533	380 x 480
VB 600	910 x 290
VB 601	900 x 265
VB 602	910 x 290
VB 603	900 x 230
VB 604	600 x 230
VB 605	610 x 340
VB 606	700 x 300
VB 607	600 x 450
VB 608	300 x 230
VB 609	310 x 300
VB 610	380 x 380
VB 611	400 x 410
VB 612	267 x 750
VB 613	260 x 330
VB 614	245 x 270
VB 615	290 x 305
VB 616	274 x 409
VB 617	281 x 283
VB 618	330 x 330
VB 619	275 x 275
VB 620	325 x 325

Please Note: 30mm thick laser cut clear araucaria LOSP treated for external durability.

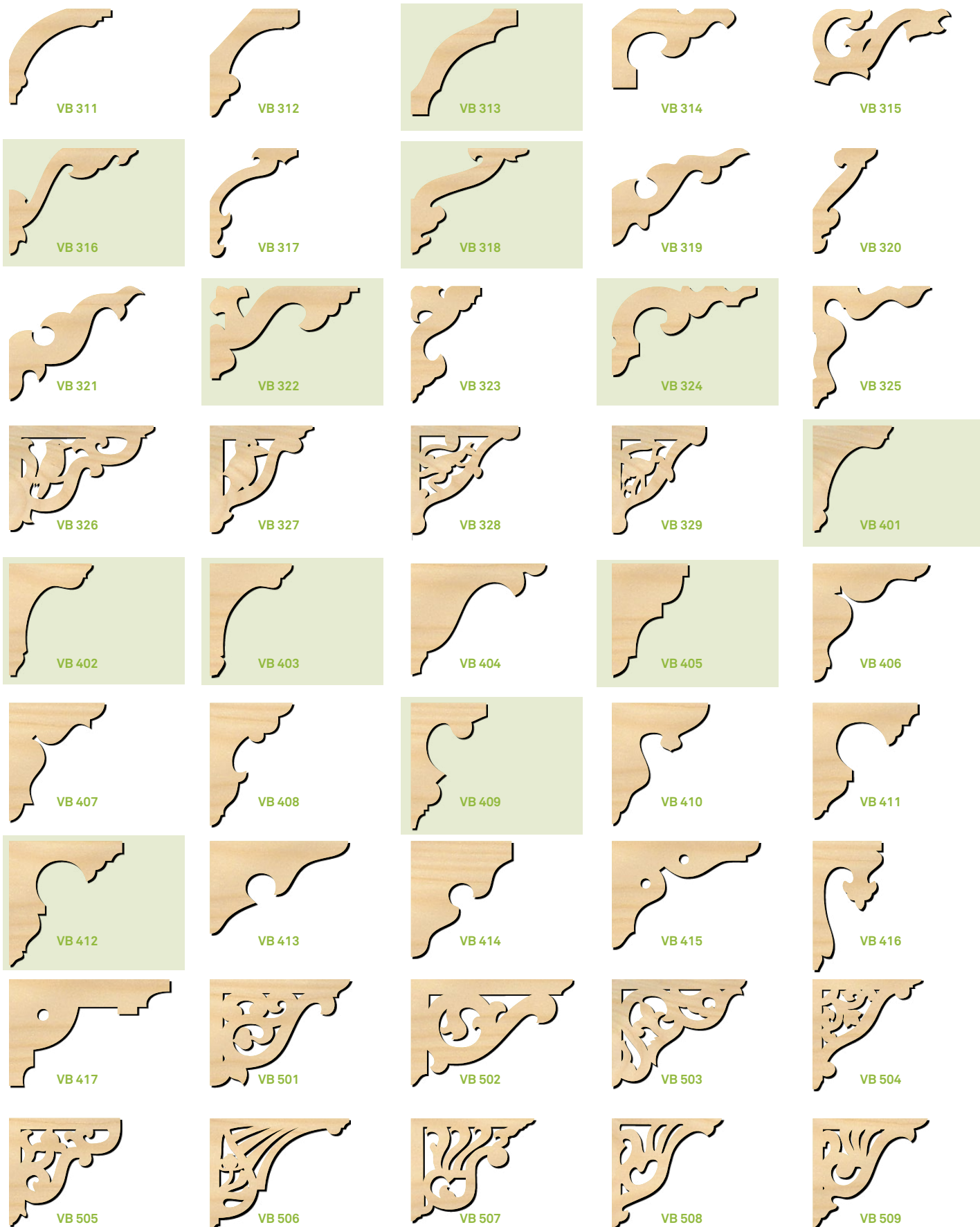
 Shaded area indicates stocked item.

5.5 Verandah Brackets

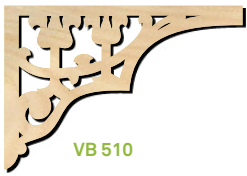


Verandah Brackets

5.5 Verandah Brackets




5.5 Verandah Brackets




VB 510



VB 511



VB 512



VB 513



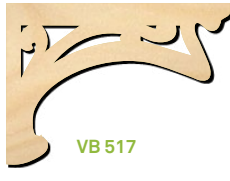
VB 514



VB 515



VB 516



VB 517



VB 518



VB 519



VB 520



VB 521



VB 522



VB 523



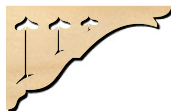
VB 524



VB 525



VB 526



VB 527



VB 528



VB 529



VB 530



VB 531



VB 532



VB 533



VB 601



VB 602



VB 603



VB 604



VB 605



VB 606



VB 607



VB 608



VB 609



VB 610



VB 611



VB 612



VB 613



VB 614



VB 615



VB 616



VB 617



VB 618



VB 619



VB 620

Yesterday's
trend here
today.



FINLAYSON'S HERITAGE PRODUCTS.

Add character and provide decorative enrichment to your home.

Today, a broad range of heritage products are commonly used in many facets of construction, from the traditional renovation markets through to modern housing and commercial applications. Many of these products were used to add character and provide decorative enrichment to the houses and this trend continues today.

Finlayson's have a rich history of manufacture and distribution of heritage products, with broad distribution throughout Australian and International markets. All our heritage products are manufactured from clear grade plantation araucaria, with chain of custody certification from Australian Forestry Standard plantations.

Heritage products for external applications are LOSP treated for long life and durability. Enjoy now the beauty of yesteryear...

Call our customer service centre on 3393 0588 or visit our website.

finlayson.com.au


Finlayson's

5.6 Shelf Brackets

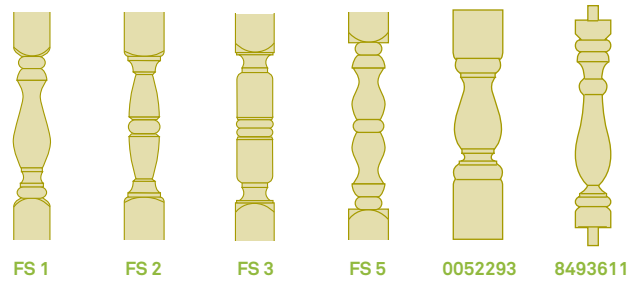
PRODUCT	SIZE
SB450	125mm x 150mm
SB451	150mm x 200mm
SB452	200mm x 250mm
SB453	150mm x 85mm
SB454	160mm x 160mm
SB455	190mm x 96mm
SB456	117mm x 100mm
SB457	200mm x 200mm
SB458	186mm x 192mm
SB459	210mm x 200mm



30mm thick lasercut clear araucaria.


5.7 Frieze Spindles - Clear Araucaria

PRODUCT	150mm	200mm	250mm	300mm
FS1				
FS2				
FS3				
FS5				
0052293				
8493611				




Heritage Archways

5.8 Heritage Archways



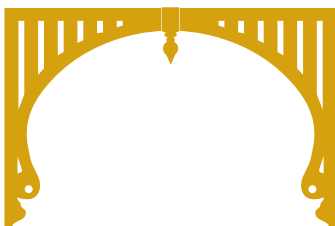
HA 401
Minimum Opening 820mm
Height 600mm




HA 402
Minimum Opening 820mm
Height 600mm




HA 403
Minimum Opening 1200mm
Height 800mm




HA 404
Minimum Opening 1200mm
Height 880mm




HA 405
Minimum Opening 1000mm
Height 990mm




HA 406
Minimum Opening 1500mm
Height 1040mm



HA 407
Minimum Opening 1600mm
Height 1200mm



HA 408
Minimum Opening 1300mm
Height 900mm



HA 409
Minimum Opening 1500mm
Height 910mm




HA 411
Minimum Opening 1500mm
Height 910mm

30mm thick laser cut clear Araucaria.

5.8 Heritage Archways



HA 412
Minimum opening 2400mm
Jambs supplied if required



HA 413
Full room divider
Opening 2400 to 3300mm




HA 414
Minimum Opening 1500mm
Height 760mm



HA 415
Minimum opening 2400mm




HA 416
Minimum Opening 2000mm
Height 900mm



HA 417
Minimum opening 3000mm



HA 418
Minimum Opening 1000mm
Height 1020mm




HA 419
Minimum opening 3000mm

30mm thick laser cut clear Araucaria.

Heritage Archways

5.8 Heritage Archways




HA 420
Minimum Opening 1400mm
Height 910mm




HA 421
Minimum opening 3000mm




HA 422
Minimum Opening 820mm
Height 600mm




HA 423
Minimum Opening 820mm
Height 600mm



HA 424
Minimum Opening 1220mm
Height 760mm



HA 425
Minimum Opening 1520mm
Height 1200mm




HA 426
Minimum Opening 1000mm
Height 800mm




HA 427
Minimum Opening 1000mm
Height 630mm




HA 428
Minimum Opening 1000mm
Height 460mm



HA 429
Minimum Opening 1000mm
Height 630mm



HA 430
Minimum Opening 1220mm
Height 910mm



HA 431
Minimum Opening 1000mm
Height 910mm

30mm thick laser cut clear Araucaria.

5.8 Heritage Archways




HA 432
Minimum Opening 2400mm
Height 910mm



HA 433
Minimum Opening 2400mm
Height 1040mm



HA 434
Minimum Opening 2400mm
Height 900mm



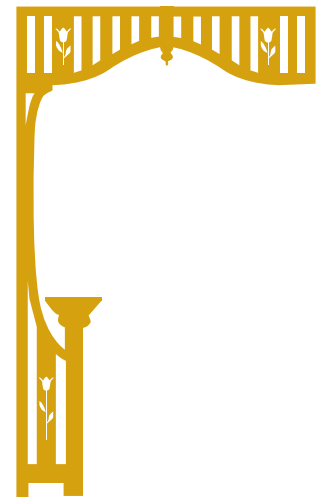
HA 435
Minimum Opening 2400mm
Height 900mm




HA 436
Minimum opening 1500mm




HA 437
Minimum opening 2400mm




HA 438
Minimum opening 1500mm



HA 439
Minimum Opening 1800mm



HA 440
Minimum Opening 2400mm



HA 441
Minimum Opening 1800mm

30mm thick laser cut clear Araucaria.

Heritage Archways

5.8 Heritage Archways




HA 442
Minimum Opening 2400mm
Height 900mm



HA 443
Minimum Opening 2400mm
Height 900mm



HA 444
Minimum Opening 2400mm
Height 300mm



HA 445
Minimum Opening 2000mm
Height 600mm
Maximum Opening 2400mm



HA 446
Minimum Opening 1000mm
Height 780mm




HA 447
Minimum Opening 2000mm
Height 700mm

5.9 Router Cut Archways - 35mm Stain grade finish



BH 401 (34011)
Minimum Opening 1200mm
Drop 450mm



BH 40 (34021)
Minimum Opening 1200mm
Drop 600mm



BH403 (34031)
Minimum Opening 1200mm
Drop 750mm

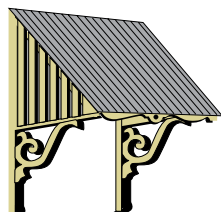
BH 404 (34041)
BH 405 (34051)

5.10 Timber Window Hoods

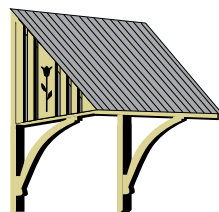
PRODUCT	Ends Only	Up to 840mm	Up to 1665mm	Up to 2480mm
WHT01				
WHT02				
WHT03				
WHT04				
WHT06				
WHT07				
WHT08				
WHT09				
WHT10				
WHT12				
WHT13				



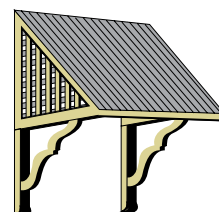
WHT 01



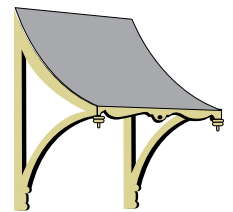
WHT 02



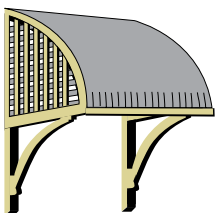
WHT 03



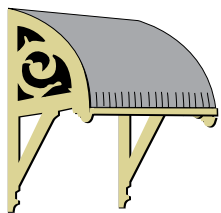
WHT 04



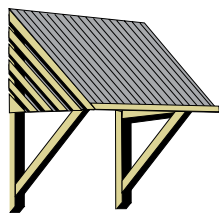
WHT 06



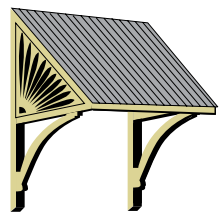
WHT 07



WHT 08



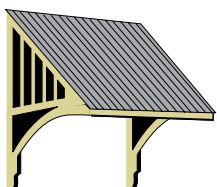
WHT 09



WHT 10



WHT 12



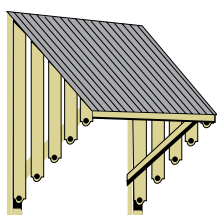
WHT 13

Please Note:

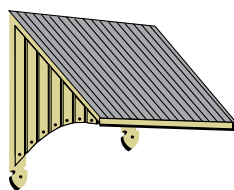
- All timber window hood kits include:
- Pre assembled hood ends - cross rails - ripple iron - gable rolls - screws.
- Custom orb or colorbond sheeting available on request (P.O.A).
- Flashing NOT included.

5.11 Promotional Hoods

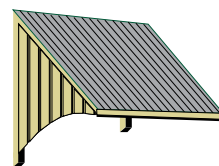
PRODUCT	Ends Only	Up to 840mm	Up to 1665mm	Up to 2480mm
WHT05				
WHT11				
WHT14				



WHT 05



WHT 11



WHT 14

PROMOTIONAL HOODS
 Our most popular hoods for the harsh Australian climate.

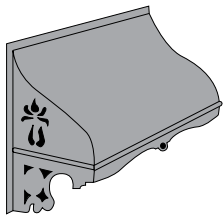
Please Note:
 Items are subject to availability.

Metal Window Hoods

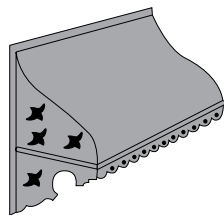
5.12 Metal Window Hoods

PRODUCT	Up to 1200 mm	1201 mm to 1800 mm	1801 mm to 2400 mm	2401 mm to 3000 mm
WHM20				
WHM21				
WHM22				
WHM23				
WHM24				
WHM25				
WHM26				
WHM27				
WHM28				

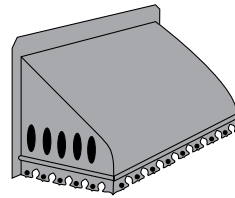
NOTE: Packing charge for deliveries is \$25/order. Colorbond hoods available (POA).



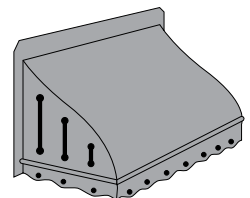
WHM 20



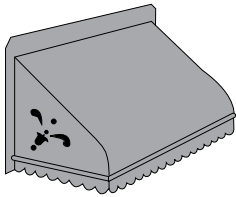
WHM 21



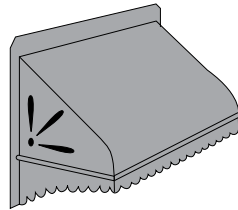
WHM 22



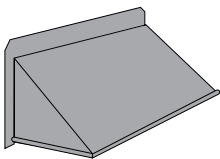
WHM 23



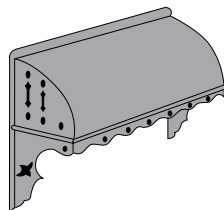
WHM 24



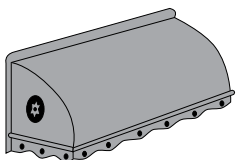
WHM 25



WHM 26



WHM 27

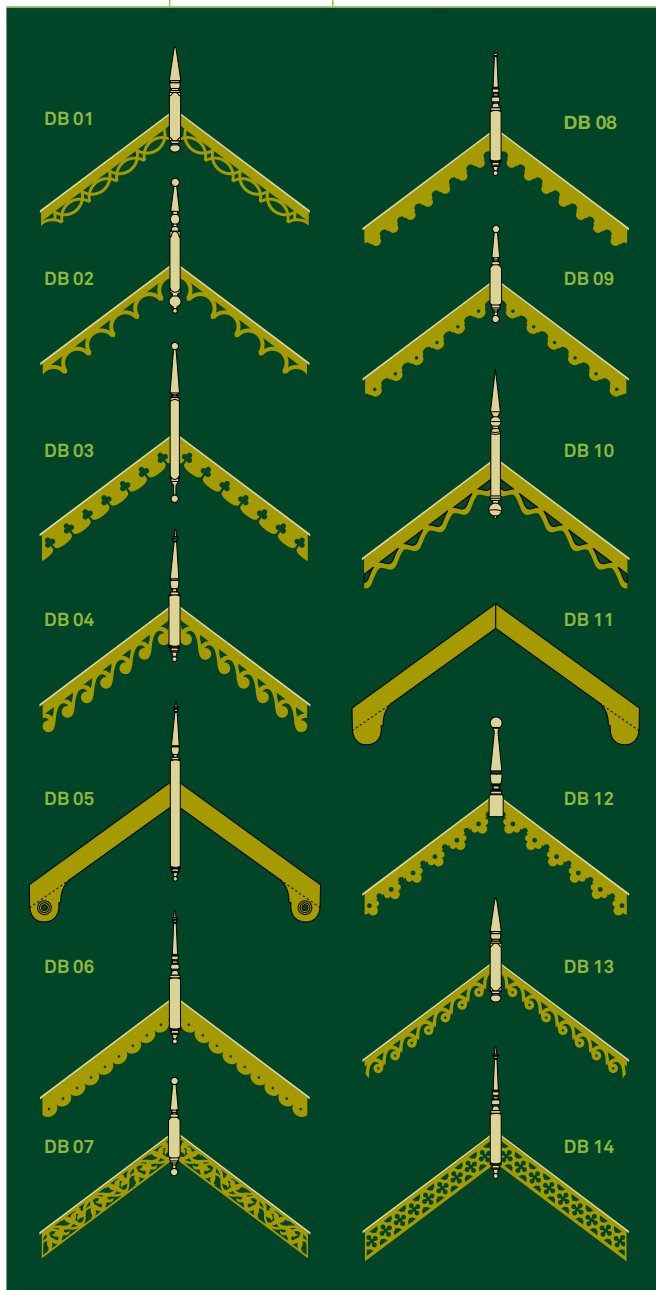


WHM 28



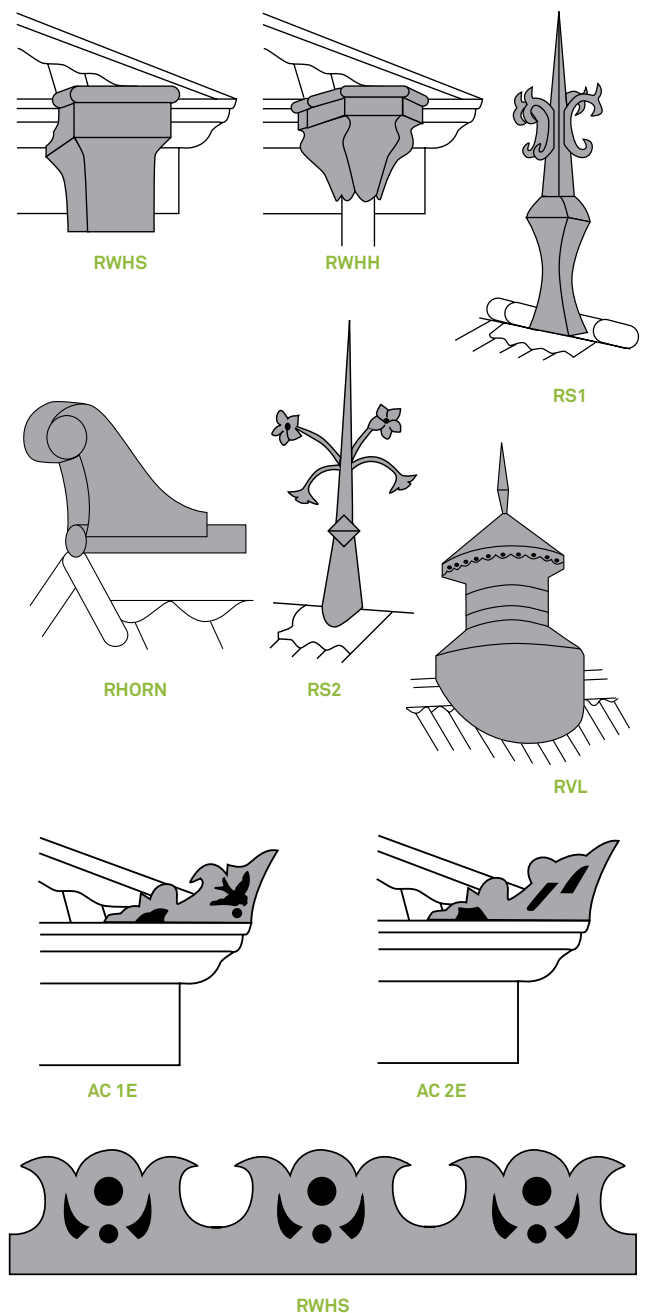
5.13 Decorative Barge Boards

PRODUCT	SIZE	LENGTH
DB 01	180 x 25	2400mm
DB 02	180 x 25	2400mm
DB 03	180 x 25	2400mm
DB 04	180 x 25	2400mm
DB 05	180 x 25	2400mm
DB 06	180 x 25	2400mm
DB 07	180 x 25	2400mm
DB 08	180 x 25	2400mm
DB 09	180 x 25	2400mm
DB 10	180 x 25	2400mm
DB 11	180 x 25	2400mm
DB 12	180 x 25	2400mm
DB 13	180 x 25	2400mm
DB 14	180 x 25	2400mm



5.14 Roof Embellishments

PRODUCT	DESCRIPTION
RWHS	Rain Water Head Square
RWHH	Rain Water Head Hexagonal
RHORN	Ridge Horn
RS 1	Roof Spire No 1
RS 2	Roof Spire No 2
RVL	Roof Ventilator Large
RVS	Roof Ventilator Small
AC 1E	Acroteria No 1 External Cnr
AC 2E	Acroteria No 2 External Cnr
AC 1I	Acroteria No 1 Internal Cnr
AC 2I	Acroteria No 2 Internal Cnr
RCAP	Ridge Capping



Breezeways and Fanlites

5.15 Breezeway and Fanlites

SIZE


FL 201 - FL 224

All 820mm x 400mm (Other sizes available POA)

DOUBLE

1640mm x 400mm


NOTE: Manufactured from 9mm thick laser cut Araucaria ply.
SPECIAL SIZES made to order. Some distortion may occur
in non-standard sizes.




FL 201



FL 202




FL 203




FL 204



FL 205




FL 206




FL 207




FL 208



FL 209



FL 210



FL 211



FL 212




FL 213



FL 214




FL 215




FL 216




FL 217




FL 218



FL 219




FL 220




FL 221



FL 222



DOUBLE



FL 223



FL 224

5.16 Gable Fretworks

SIZE

GF 501 - GF 513

Any sizes available

Please Note:

- Manufactured from weathertex.
- When ordering please quote the length of the base and height.
- Gables larger than 2.3 metres (base) will be supplied in more than one piece.
- Stretching of pattern in either direction will cause distortion.
- Circular fretworks are not true radius.
- Please check shape when ordering.



GF 501



GF 502



GF 503



GF 504



GF 505



GF 506



GF 507



GF 508



GF 509



GF 510



GF 511



GF 512




GF 513

Internal Handrails, Balusters and Ceiling Roses

5.17 Internal Handrails - FJ Araucaria

PRODUCT	SIZE
HANDRAIL	68 x 42
INFIL	42 x 13
BOT/RAIL	68 x 31



HANDRAIL



INFIL



BOT/RAIL

5.18 Ceiling Roses

SIZE

CR301-CR308 315mm

CR501-CR508 500mm

CR601-CR608 600mm

SURROUND 420mm suits 315mm rose

SURROUND 605mm suits 500mm rose

SURROUND 705mm suits 600mm rose



CR 301




CR 305



CR 302




CR 306



CR 303




CR 307



CR 304



CR 308



SURROUND

Note: Special diameter roses and surround made to order (POA)

5.19 Internal Balusters - Clear Araucaria

PRODUCT	DESCRIPTION
TYPE T POST	90 x 90 x 1385
TYPE T HALF POST	90 x 42 x 1385
TYPE T BAL	42 x 42 x 900
TYPE H BAL	42 x 42 x 900
TYPE H POST	90 x 90 x 1390
TYPE H HALF POST	90 x 42 x 1385
LB76 FULL POST	90 x 90 x 1500
LB76 HALF POST	90 x 42 x 1500
LB76 BAL	42 x 42 x 940



90mm x 1385mm

TYPE T



42mm x 900mm

TYPE T



90mm x 1390mm

TYPE H



42mm x 900mm

TYPE H



90mm x 1500mm

LB76



42mm x 940mm

LB76